





Year 1 Medium Term Planning
AUTUMN TERM (2/2) 2025

Our topic is:

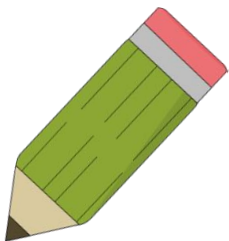


Jurassic Journey

Main Focus: P.S.H.E and Science

<p>Key Texts</p>	<p>Stone Girl, Bone Girl <i>Lawrence AnholtFoxes</i> Fossil Hunter <i>Kate Winter</i> If I had a Dinosaur <i>Alex Barrow & Gaby Dawnay</i> Talk4Write <i>The Little Green Dinosaur</i></p> <div data-bbox="1184 512 1684 694" style="display: flex; justify-content: space-around;">    </div>
<p>English Reading</p> 	<ul style="list-style-type: none"> • Know that words are made up of syllables (chunking) • Identify and count the syllables in known words • Know that punctuation changes the way you read <i>E.g. !, ?</i> • Identify main events in a book • Link what they read, or hear read, to their own experiences • Find simple comparisons and differences between characters
<p>English Speaking & Listening</p>	<ul style="list-style-type: none"> • Ask questions to find out things using 'Why' • Use words to express an idea • Learn a Talk4Write story using actions • Tell a story including the sequence of events • Take turns to talk, listen and respond in a group

English
Writing



- Say aloud what they are going to write about
- Snuggling our letters together to create words – leaving spaces between words
- Join words using ‘and’
- Write simple sentences in the simple past and present tense
- Write noun phrases, using an adjective to describe a noun *E.g. The little dinosaur*
- Write dictated sentences with sounds and words learnt
- Use capital letter for the pronoun ‘I’
- Use a SSPF sound mat to write phonically plausible spellings
- Form letters correctly and explain which letters belong to which handwriting families

Special squirter: e

Jumper family: h, n, m, b, r, p (recap)

Fisher family: y, j, f, g

English
Phonics



The Basics 2

Recognise, build, read and write at least one spelling for the first 19 speech sounds in the English language:

s, a, t, p, i, n, m, d, g, o, c, k, ck, e, u, r, h, b, f, l, ll, ff, ss

The Basics 4

Recognise, build, read and write adjacent consonants and polysyllabic words starring Jazzy Jack and Magic Mack
Moving from 3 sounds (CVC *E.g. ch-ur-ch*) to four plus sounds (CVCC *E.g. j-u-m-p*, CCVC *E.g. s-k-i-p*, CCVCC *E.g. c-r-i-s-p*, CCCVC *E.g. s-t-r-i-ng*)

The Basics 3

Recognise, build, read and write one spelling for the 44 sounds of the English language starring Listening Len, See it Sam and the rest of the gang.


j, v, w, x, y, z, zz, qu, ch, sh, th, ng, ai, ee, igh, oa, oo, oo, ar, or, ur, ow, oi, er, ure, ear, air

Choose to Use

Choose to use spellings of the 44 sounds in the English Language. Children will find out all about ‘*Sounds the same, looks different*’ where the same sound is represented by different graphemes *E.g. ai, ay or a_e rain, play or cake.*

Throughout the stages children will read tricky words with Tess and read nonsense words with Nan.

Mathematics



Addition and Subtraction within 10

- Know that the equals symbol = means *the same as*
- Explore where the equals symbol can go in a number sentence *E.g. 1 + 2 = 3; 3 = 1 + 2*
- Recall number bonds to and within 10 fluently
- Represent and use number bonds within 20
- Part, whole models
- Know that + represents adding two or more parts
- Know that – represents subtracting a part from the whole
- One-step problems involving addition and subtraction

Science



Seasonal Change

- Create a weather chart
- Observe and describe weather associated with the seasons and how day length varies


History



- Ask and answer questions based on historical stories *E.g. The Fossil Hunter (the story of Mary Anning)*
- Use timelines to order a series of events in order
- Talk about why Mary Anning is important
- Explain what a fossil is.
- Use different sources to explore how the dinosaurs became extinct *E.g. myths, scientific theory*
- Talk about the Jurassic Period
- Visit a museum and explore how we find out about the past


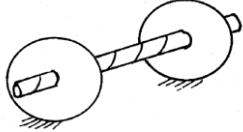

P.S.H.E.

Similarities and Differences



Together we learn about:

- Similarities between myself and others in my class
- Differences between myself and people in my class
- Bullying and how it might feel
- Who to talk too if I need help
- Strategies to make friends

<p>Religious Education</p> 	<p>Enquiry Question:</p> <ul style="list-style-type: none"> • What gifts might Christians in my town have given Jesus if he had been born here rather than Bethlehem? We focus on the first Christmas and more specifically the gifts that Jesus received, their meaning and symbolism and how that compares with gifts today. • Visit to St Francis of Assisi church
<p>D.T.</p> 	<ul style="list-style-type: none"> • Design (plan) a moving toy • Explain what my product is for and how it will work • Find out about wheels and axles and how they work • Select tools/equipment to cut, shape, and join • Make simple moving mechanisms • Evaluate my build – explain what has gone well and what I would like to improve
<p>Music</p> 	<ul style="list-style-type: none"> • Developing physical responses to music • Pulse: Keeping a steady beat, moving in time • Musicians and composers: listening to a range of music • Talking about personal preferences and how the music makes us feel

P.E.




Fitness

- Develop understanding of the benefits of exercise and a healthy lifestyle on our bodies, minds and overall health
- Work independently, in pair and in small groups to complete challenges
- Physical: run, jump, co-ordination, stamina, strength, agility and balance

Ball Skills

- Explore and develop our fundamental ball skills such as throwing and catching, rolling and dribbling with both hands and feet
- Develop increasing control and accuracy using co-ordination and balance

Computing



- Learning the QPIA online safety rules, including not giving out our personal information.
- Technology in our classroom and outside school
- Name the basic parts of the computer, and know that a keyboard enters text and a mouse moves the cursor.
- Typing our name using a keyboard
- Learn to log in knowing we use a password and username.